

Cambridge Core

User Guide

- Search, save search, export citations and bookmark content
- Register for an account
- Explore HTML content with Cambridge Core Reader

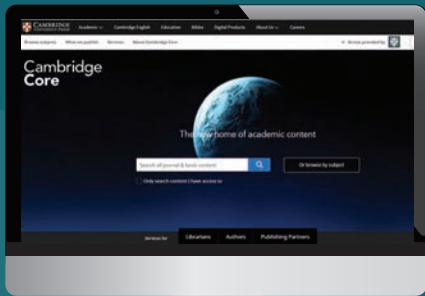
[cambridge.org/core](https://www.cambridge.org/core)



CAMBRIDGE
UNIVERSITY PRESS

Cambridge Core


Cambridge Core is the new academic platform from Cambridge University Press. This user guide provides researchers with step-by-step information on using the platform.



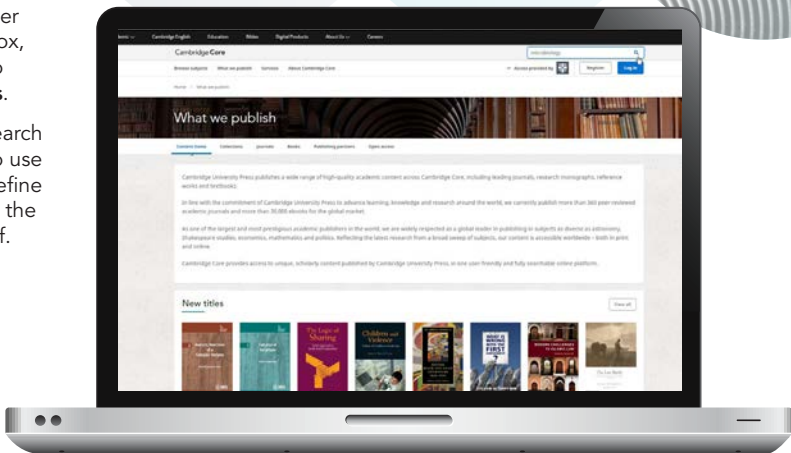
Contents/Navigation:

- 1 Search on Cambridge Core: key functionality and access
- 2 View content in HTML on **Cambridge Core Reader**
- 3 Cambridge Core account
 - Register for an account
 - Update your details
- 4 Additional functionality for registered users
 - Save searches
 - Bookmark content
 - Export citations for bookmarked content




How do I search on Cambridge Core?

To perform a search, enter your terms in a search box, and select the icon  to view your **Search results**.

Learn more about our search results page, and how to use our extensive facets to refine your results by following the numbered steps overleaf.

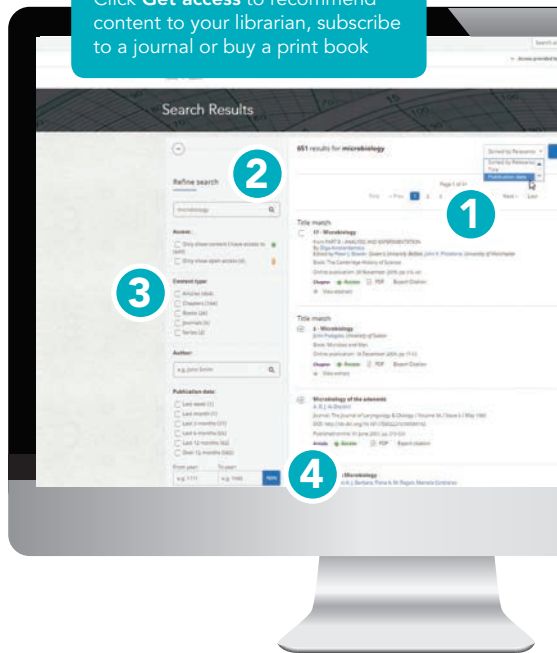


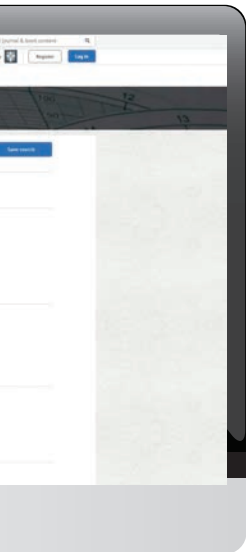
Search: Key Functionality

- 1 You can sort your search results by:
 - Relevance
 - Title
 - Publication date
- 2 Refine your search by editing your original terms in the search text box, and selecting the  icon.
- 3 You can refine your search further by selecting the parameter/s located at the left side of the search page. You can filter by:
 - Access: easily view whether you have access to content
 -  **Access**
 -  **Open access**
 - Get access**
 - Author name
 - Publication date
 - Subject
 - Tags
 - Journals
 - Publishers
 - Societies
 - Series
 - Collections
- 4 Use the tick-boxes next to each title to **select** specific content

Don't have access?

Click **Get access** to recommend content to your librarian, subscribe to a journal or buy a print book





Actions for selected content

Several actions are available for selected search results. You can perform the following:

- View the selected search result item[s] in a new tab or window.
- **Save the selected search result[s] to your bookmarks***
- Export citation[s]
- Download PDF[s] of the selected content.**
- Send PDF[s] of content to Kindle/Dropbox/Google drive**

Register for a Cambridge Core account and you'll be able to:

- Save your searches- come back and rerun them later to see newly published, relevant content.
- Bookmark content to find and read later.

For further information on Cambridge Core accounts, please go to page [11]

*In order to bookmark selected content you'll need to log in as a registered account user.

** Please note: you may only download/send content which you have access to

Tip: Scroll down to view these options on the left-hand side of your search results page



Actions for selected content:

Select all | Deselect all

View selected items

Save to my bookmarks

Export citations

Download PDF (zip)

Send to Kindle

Send to Dropbox

Send to Google Drive

How can I export citations?

You can export citations for individual articles or chapters, as well as selected groups of content, by clicking the 'Export citations button'.

The 'Cite this source' window will appear:



Use the **search box** to find your preferred citation style, then click **Export** to download appropriate citations.

You can then select a format to download your references.

Did you know?



Cambridge is the first publisher to work directly with RefME, and use their citations widget.

RefMe provides over 7,500 citation styles to choose from, including APA, Chicago, Harvard Referencing and MLA.

How can I view content?

All of our content can be viewed in PDF format, however selected content is also now available in HTML, on our new **Cambridge Core Reader**.

Cambridge Core Reader provides the distraction-free reading experience of PDF, with all the benefits of HTML functionality. With it, you can:

- Easily access contextualised figures, tables and charts
- Navigate between different parts of the content (e.g. sections, figures) using the collapsible side panel
- View references and notes without losing your place in the text

Using Cambridge Core Reader:

- 1 Navigate to the page of an article or chapter that you have access to.
- 2 On the article/chapter page, select the **View HTML button**.



This will open **Cambridge Core Reader** in a new tab.

Tip: You can also access PDF content from a listing page e.g. search results, issue page or a table of contents page



Use the buttons on the left-hand side of the screen to:



Navigate within the content: click on a heading to jump to a section within the text.



Information: view key information about the content e.g. publication date, authors and other bibliographic data.



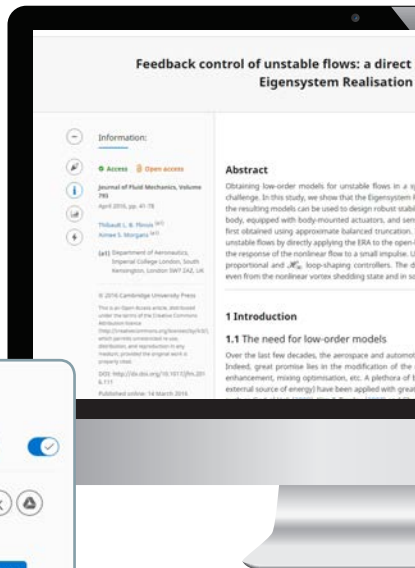
Figures: Browse graphics within the content e.g. figures, tables and maps

- Click on a thumbnail preview to view a figure in context.



Other actions

- Download PDF version
- Send PDF to Kindle/ GoogleDrive/Dropbox
- Export citation
- (If applicable, switch MathJax on/off – this displays mathematical symbols within the text)





Tip: To view a figure in full size, hover over the image, and click on the blue **expand** button that appears in the bottom left corner.

Modelling approach using the Algorithm


systematic and computationally tractable manner has been a long-standing realisation. The algorithm (ERA) can be applied directly to unstable flows, and thus allowing feedback controllers. We consider the unstable flow around a D-shaped airfoil located either in the wake or on the base of the body. A linear model is then shown that it is straightforward and justified to obtain models for loop impulse response. We show that such models can also be obtained from using robust control tools, the models are used to design and implement both designed controllers were found to be robust enough to stabilise the wake, cases at off-design Reynolds numbers.

Various industries among others have developed a keen interest in flow control dynamics of fluid flows for drag reduction, stabilisation of fluctuations, lift with passive strategies (with no energy input) and active strategies (with an success in a large spectrum of applications. The reader is referred to reviews

References and notes

References and notes are linked in **blue** throughout the text, either in date or footnote format:

'Indian space programme'²
[Kim & Bewley (2007)]

- Click on a reference to view the full citation. This will take you to the correct citation in the References section at the bottom of the page.
- To continue reading, click on the , next to the reference.
- You will be returned to the correct place in the text.

References



-  Ahuja, S. & Rowley, C. W. 2010 Feedback control of unstable steady states of flow past a flat plate using reduced-order estimators. *J. Fluid Mech.* **645**, 447–478.
-  Åkervik, E., Brandt, L., Henningson, D. S., Hoepfner, J., Marxen, O. & Schlatter, P. 2006 Steady solutions of the Navier-Stokes equations by selective frequency damping. *Phys. Fluids* **18**, 68102.

Figure 1



Figure 2



2 Mach 1.3 jet flow field

The LES database has been described in (Kim & Bewley 2007), with the only difference being that here mean solution of the Navier-Stokes equations were used. The full 3-D compressible unsteady Navier-Stokes equations of laminar air at (2010). At the nozzle exit, the mean velocity is $U = 1.07 \times 10^4$ m/s, while the static pressure is $P = 1.01 \times 10^5$ Pa. The characteristic time scale is $\tau_c = 0.01$ s, the characteristic length scale is $L_c = 0.01$ m, and the dimensional time is defined as $t = \tau_c T$, $x = L_c X$, $y = L_c Y$, $z = L_c Z$, where T is the frequency in Hz. u represents a fluctuating component. An α normalized variable.

The LES calculations are performed on a grid with 100 million cells. The grid is clustered towards the nozzle throat and the jet exit.

How do I create a Cambridge Core account?

Logging in

Existing customers: log in using the email address for your **Cambridge Journals Online** or **Cambridge Books Online** account. You will need to reset your password the first time you log in.

Forgotten your email address?

Contact academictechsupport@cambridge.org.

Register an account with us

Why register for an account?

Register for an account with us to get the most out of Cambridge Core, including:

- Save searches, so you can access updated search results at a later date
- Bookmark content you access frequently or want to read later
- Future offers on content



How do I set up an account?

Select the **Register** button, and fill out our short form with your name, email address, organisation, country and create a password.

Once you've registered, a verification email will be sent to your account.

What should I do if I do not receive my verification email?

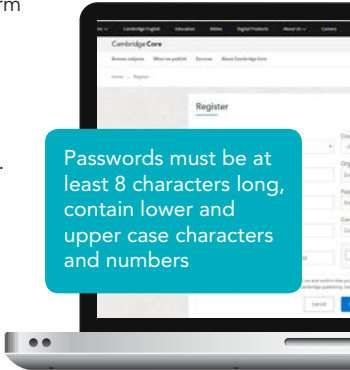
- Check your junk email folder
- Make sure you have entered your details correctly on the registration form
- Visit our **Help** page for information about who to contact next:
www.cambridge.org/core/help

How do I update my account details?

After logging in, you can view and manage your account settings by clicking on the **My account** button at the top right corner of the screen.

On the My account page, you can choose from the following areas:

- My account settings – change your password here
- My alerts
- My bookmarks
- My content – redeem access codes/activate subscriptions
- My searches
- My societies



Passwords must be at least 8 characters long, contain lower and upper case characters and numbers

Did you know?

Saved searches remember which facets you select as well as your search terms

Key benefits for registered users

Saving your search results:


Once you have completed a search on Cambridge Core you can save it to rerun later by selecting the **Save search** button at the top right corner of the search listing. You will be asked to log into your account, if you are not already logged in.


- If you do not already have an account with us, select **Register** to sign up. (See pages 11-12 for more information)

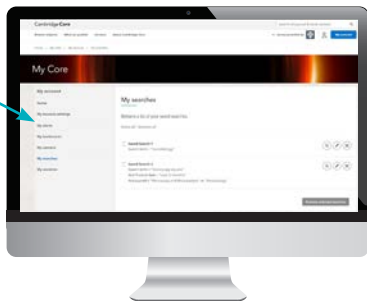
The saved search results are available in the 'My searches' area of your account. You can access your account at any time by selecting the **My account** button at the top-right corner of any page.

Here you can view, re-run, or delete previous saved searches. You can also edit their titles.

 Perform a new search according to your saved criteria


 Enter a memorable title for your saved search

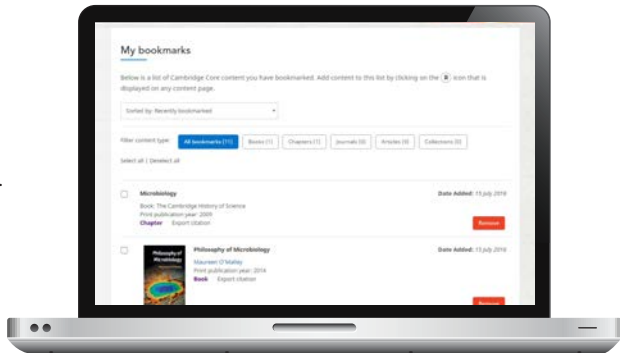
 Delete saved searches



Bookmarks

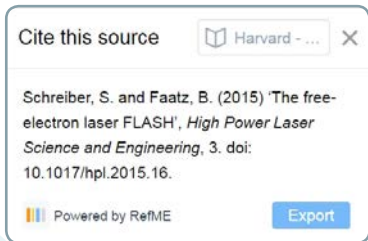
As a registered user, you can bookmark selected content, and save it for later, using the 'Actions for selected content' section on the bottom left-hand side of a search results page, and selecting **Save to my Bookmarks**.

- You can also bookmark using the  icon on any journal, article, chapter or book page.
- You can view all your saved bookmarks in the 'My bookmarks' area of your account.
- On this page you have the option to sort by:
 - Title
 - Recently bookmarked
 - Publication date
- You can also filter by content type, e.g. (e.g. article /book / chapter / journal)
- Remove multiple bookmarks at a time by using the tickboxes and clicking **Remove selected** bookmarks.



Exporting citations

- From the 'My Bookmarks' area of your account, you can also export citations for multiple bookmarked items.
- Select the bookmark[s] you wish to download citations for and click **Export citations**, which is located next to the **Remove selected bookmarks** button.
- After clicking, the 'Cite this source' window should appear:



- Click **Export**
- You can then choose a format for your downloaded citations.

Also of interest

Altmetric attention score

Altmetric tracks the social impact of an article through sharing, comments and mentions.



The different colours on the **Altmetric badge** identify the sources of attention, such as news outlets, twitter, or blog posts.

Title match

If the title of a journal, book, article or chapter is an exact match of your search term, this piece of content will appear at the top of your search results.

US/UK search terms

Cambridge Core is designed to allow to cross searching between US and UK terms, recognising both spelling variations and searching for content with either version.

Search within

Located in the banner at the top of each page, contextual search bars allow users to easily 'search within' any journal, book, series or subject area.



A site-wide search bar can be found in the top-right corner of every page.

Contact us:

For further information please visit our FAQs page,
cambridge.org/core/help/FAQs

Find us online:



cambridge.org/core



facebook.com/cambridgecore



twitter.com/cambridgecore



cambridge.org/core/blog

Cambridge
Core