


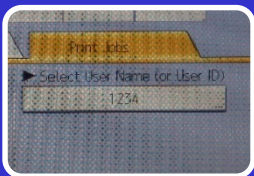
LAN Printer (Ricoh) – Quick Guide




1. Insert your Octopus card



2. Touch [Printer] on the panel



3. Select your Print Job and enter the PIN



4. Touch [Start] to continue



5. Press [Eject] to release your Octopus card



6. Get your printing output underneath

Remarks:

- B/W printing charge: \$0.2 per A4 page/ \$0.4 per A3 page
- Colour printing charge: \$1.5 per A4 page/ \$3 per A3 page
- You are suggested having a preview on the computer screen before printing.
- Select either colour or B/W printer driver for various function

