


Can I use EndNote for iPad to Make In-text Citation?



Making In-text Citation on iPad

- Strictly speaking, iPad version's EndNote can only **insert temporary citation** on MS Word.
- You **still need to complete** the in-text citation and bibliography **by Cite-While-You-Write** in MS Word installed via EndNote desktop or EndNote Web.

Official Apps Downloadable from App Store



EndNote for iPad
Thomson Reuters



Microsoft Word
Microsoft Corpora...

Essentials

★★★★★ (9)



Firstly you need to have these 2 apps on your iPad. You must also sure all the references cited by iPad are sync with the EndNote on your PC

Steps

The screenshot displays the EndNote mobile application interface. At the top, the status bar shows 'iPad', signal strength, Wi-Fi, the time '15:47', and a 49% battery level. Below the status bar, the 'ENDNOTE' logo is centered, with navigation icons for 'Web', 'Download', and 'Reference' on the right. A yellow box with the number '1' highlights the 'Reference' icon. The main content area is split into two columns. The left column is a list of references, with the second item, 'Open Dont Mean Fre Advantages and Dis...', selected. The right column shows the details for this selected reference, including 'GROUPS: JISC', 'AUTHOR: Jonathan Nabe', 'YEAR: 2012', and 'JOURNAL: Journal of Librarianship and Scholarly Communication'. A red box with the number '2' highlights the 'Copy temporary citation' option in a dropdown menu that is open over the reference details. Other options in the menu include 'Copy citation', 'E-mail citation', 'E-mail with attachment', and 'Move reference to trash'.

iPad 15:47 49%

Last synced 30/1/2016, 12:03

ENDNOTE® Web Download 1 Reference

Journal Article

GROUPS
JISC

AUTHOR
Jonathan Nabe

YEAR
2012

TITLE
Starting, Strengthening

JOURNAL
Journal of Librarianship and Scholarly Communication

Copy citation

2 Copy temporary citation

E-mail citation

E-mail with attachment

Move reference to trash

Steps (Con't)

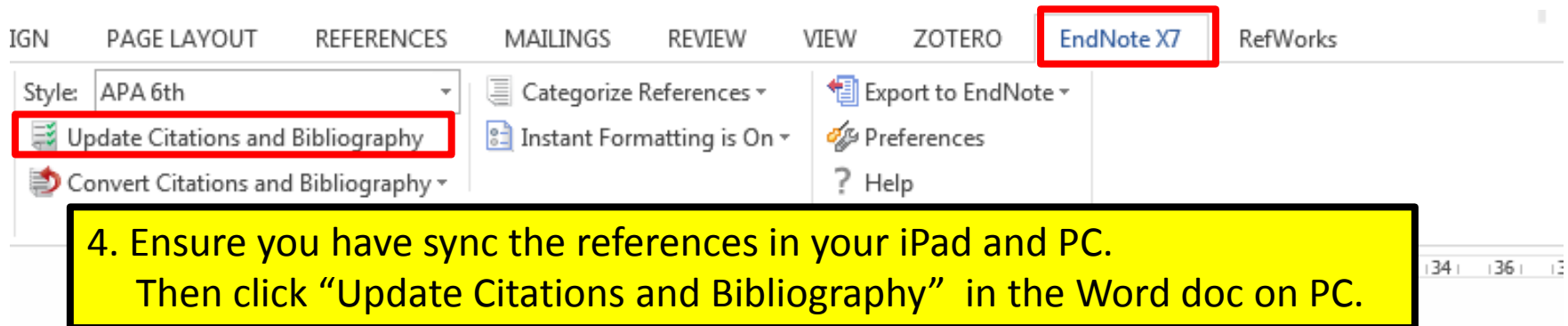
The screenshot shows an iPad document editor interface. At the top, the status bar displays "iPad", signal strength, Wi-Fi, and battery at 48%. The document title is "Document1" and the time is 16:00. The menu bar includes "Home", "Insert", "Draw", "Layout", "Review", and "View". The ribbon below the menu bar shows the "Home" tab with options for font (Calibri, 12), bold (B), italic (I), underline (U), and text color (A..). The main editing area contains the text "This is imported by iPad {Jonathan Nabe, 2012}." where the citation part is highlighted with a red box. Below this, the word "Reference" is visible. A yellow box with black text contains the instruction: "3. Paste the temporary citation in the Word doc of your iPad". At the bottom, a virtual keyboard is shown with various keys, including a "倉頡" key on the left and a "5" key on the right.

This is imported by iPad {Jonathan Nabe, 2012}.

Reference

3. Paste the temporary citation in the Word doc of your iPad

Steps (Con't)



IGN PAGE LAYOUT REFERENCES MAILINGS REVIEW VIEW ZOTERO **EndNote X7** RefWorks

Style: APA 6th

Update Citations and Bibliography

Convert Citations and Bibliography

Categorize References

Instant Formatting is On

Export to EndNote

Preferences

Help

4. Ensure you have sync the references in your iPad and PC.
Then click “Update Citations and Bibliography” in the Word doc on PC.

This is imported by iPad (Nabe, 2012).↵

↑

↑

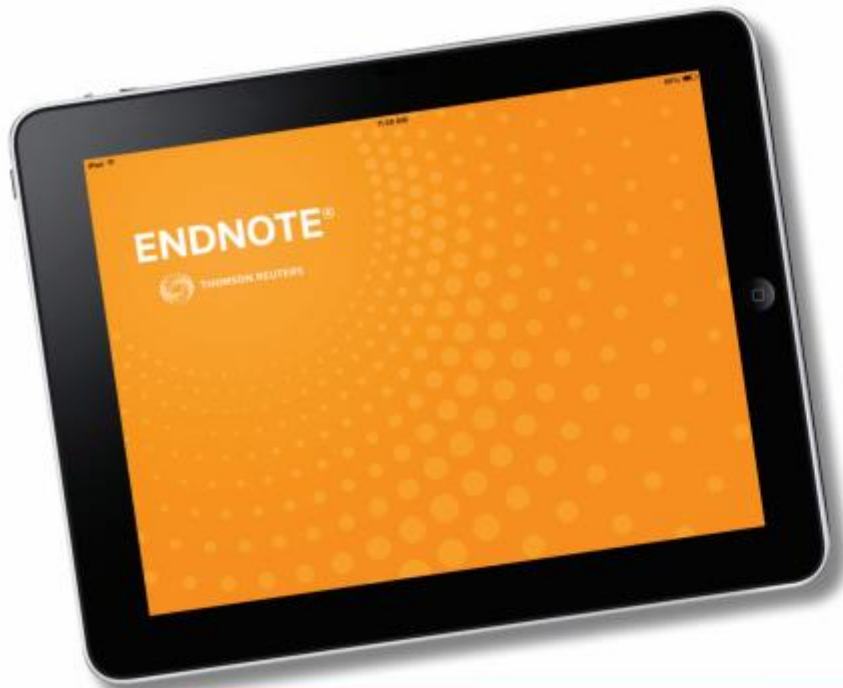
Reference↵

5. Citation(s) will then be imported


Nabe, J. (2012). Starting, Strengthening and Managing Institutional Repositories. *Journal of Librarianship and Scholarly Communication*, 1(1). ↵

Official Guide from EndNote

You may refer to the official guide for detailed steps on p.5:
<http://endnote.com/sites/en/files/m/pdf/en-ipad-guide.pdf>



CITATIONS

- Using the Share button  , individual citations can be copied and emailed in a default “Author-Date” citation format.
- Copied citations can be pasted into other apps.
- You can also use the “Copy temporary citation” option from the Share button. This option inserts a temporary citation in the format of {First Author Last Name, Year} which can be later formatted using EndNote Cite While You Write® for Windows, Macintosh, or online.
- Citations can be emailed, with or without their attachments.

FIND. STORE. CREATE. SHARE.
FROM ANYWHERE.

ENDNOTE® FOR iPad GETTING STARTED GUIDE

Should you have further queries...

Ask Us

Phone

Call our Research Help Desk at 2766-6863 or 24-Hour Hotline at 2766-7734.

WhatsApp

Contact us at 6423-0820. 9:00 am – 5:00 pm (Mon – Fri) except Public Holidays.

Online Enquiry

Click to use our Online Reference Enquiry Service or email lbinf@polyu.edu.hk.

In-Person

Meet our Librarian at Research Help Desk, Research Enhancement Centre, 3/F, Library.

Consultancy Service

Request a consultation session with your [Faculty Librarian](#) to make effective use of resources for project or assignment needs.