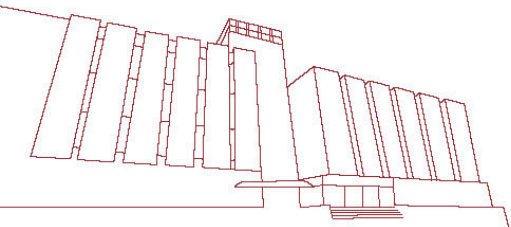


LIBRARY WORKSHOPS

Sharpen research techniques • Locate • Manage • Evaluate information

Preview Slides

(Version as of Sem 2, 2018/19)



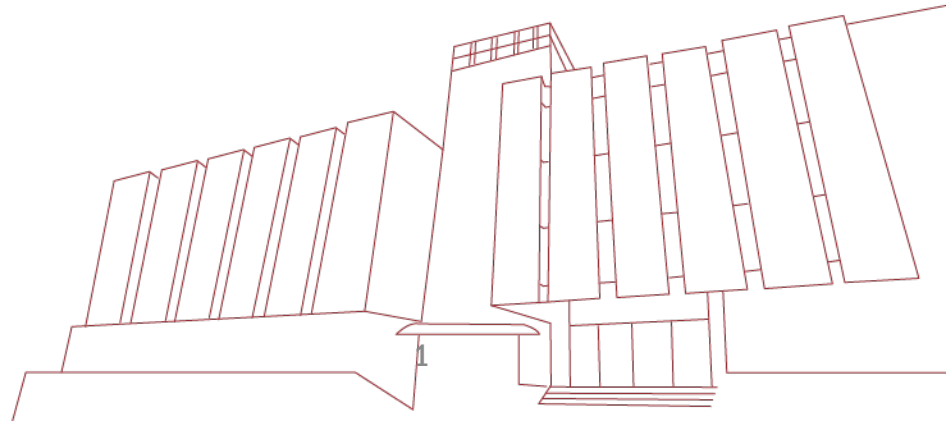
LS039

Citing References & Avoiding Plagiarism

Aster Zhao

E aster.zhao@polyu.edu.hk

T 2766 6859



Learning Outcome

- After this workshop, you will be able to
 - Identify what constitutes plagiarism and how to avoid it
 - Know when and how to cite references
 - Understand different types of references and their format

Agenda

Part I – Plagiarism

- What is plagiarism and how to avoid it

Part II – Citing references

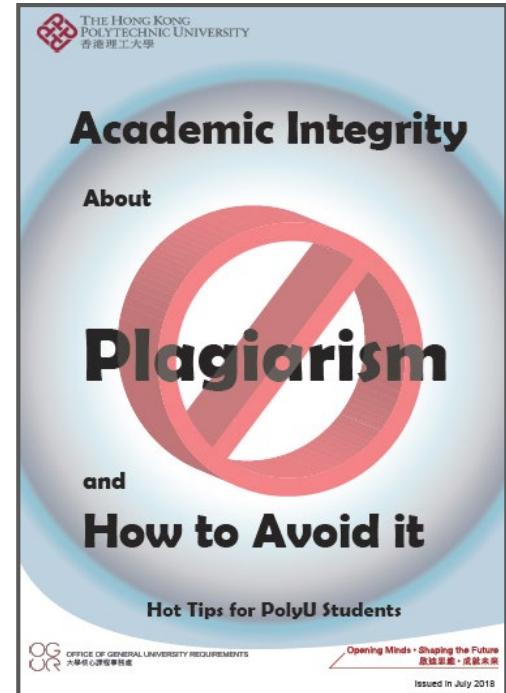
- Citation and citation style
- Write citations and compose reference list
- Insert citations using EndNote

What is plagiarism?

“ **passing off someone else’s work or ideas as your own** to gain some benefits, which is getting a better grade or mark or meeting a deadline so marks are not lost. ”

The Hong Kong Polytechnic University, Educational Development Centre & English Language Centre. (2015)

About Plagiarism and How to Avoid It. Retrieved from http://edc.polyu.edu.hk/PSP/Plagiarism_Booklet.pdf



Plagiarism = Cheating !

Using another person's ideas, words, images, sound, without proper citation

Copying sentences or paragraphs from books, articles, webpages without proper citation

Paraphrasing or rephrasing sentences without proper citation

These are all plagiarism!

Presenting an idea or opinions that are *not* considered as **common knowledge** without proper citation

Direct quoting without quotation marks even with proper citation

Reusing the same work authored by yourself without proper citation
→ Self-Plagiarism

How plagiarism can be detected?



The screenshot shows the Turnitin Document Viewer interface. The browser address bar displays the URL: https://api.turnitin.com/dv?u=1011623207&lang=en_us&session-id=1c9bda1dbf4030263990e9e384fe62bf&s=. The page title is "Turnitin Document Viewer". The browser's search bar contains "Google". The page content includes a navigation bar with "Originality", "GradeMark", and "PeerMark" buttons. The main heading is "Assignment 1: Individualism vs. Collectivism" by "ACCOUNT GUEST". The Turnitin logo is visible, along with a similarity score of "83%" and a score of "50" out of 100. A "Match Overview" sidebar on the right lists the following matches:

Rank	Source	Similarity
1	www.acad.polyu.edu.hk Internet source	29%
2	cnx.org Internet source	18%
3	David Jaffee. "The gen..." Publication	14%
4	www.djoser.sex-treffit... Internet source	11%
5	www.oppapers.com Internet source	9%

The main document content is titled "Test Assignment 1" by "Anonymous Author". It includes an "Introduction" section with the following text:

Most of the text in this assignment is direct copy-and-paste from the Internet. Let's see what the Originality Report says about my plagiarised work.

The following paragraph is taken from: Jaffee, D. (2012). The general education initiative in Hong Kong: organized contradictions and emerging tensions. *Higher Education*, 64(2), pp 193-206.

An additional factor exerting pressure for educational reform in a GE direction is the transition of the Hong Kong economy from a manufacturing to value-added service economy. This would require, according to the UGC, "knowledge workers who are highly educated with diverse and adaptable skill sets" (University Grants Committee 2002). As the economy transitioned away from manufacturing to a service orientation, the labor force weaknesses may have become increasingly apparent. There

Source: Quick Student Guide to Using Turnitin with LEARN@PolyU https://edc.polyu.edu.hk/PSP/SG_Turnitin.pdf

LIBRARY WORKSHOPS

Sharpen research techniques • Locate • Manage • Evaluate information

This is the last page of the preview materials.

The Library will launch a series of workshops on various topics in the coming semester. Staff and students are welcome to join. Please check the latest schedule on Library Workshops page:

<https://www.lib.polyu.edu.hk/workshops/>.

